


ACQUAPAZZA APSG-DPM System Chart

DP1M

INON



UCL-100M67, UCL-165M67, UCL-330M



DP2M Port (※6)

UWL-H100 28M67



DP12M F Gear (※3)

UCL-100LD, UCL-165LD

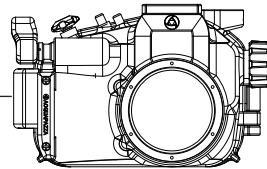


DP2M 28LD Port (※6)

UWL-H100 28LD



APSG-DPM (※2)



DP1Merrill



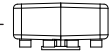
DP2Merrill



DP3Merrill



MLS (Mini LED Strobe) (※1 ※7)



DP2M

UCL-100M67, UCL-165M67, UCL-330M



DP3M Port (※6)

UWL-H100 28M67



DP3M F Gear (※3)

UCL-100LD, UCL-165LD



DP3M 28LD Port (※6)

UWL-H100 28LD



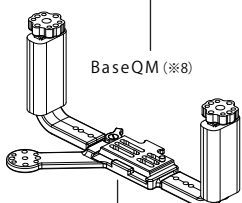
DP3M

- ※1. When shooting with an external strobe, you must have a separate MLS (Mini LED Strobe).
- ※2. The APSG-DPM housing is suitable for the DP1 Merrill, the DP2 Merrill and the DP3 Merrill.
- ※3. When changing from the DP1 Merrill or DP2 Merrill to the DP3 Merrill, the user must exchange the DP12M F gear for the DP3M F gear.
- ※4. When using the DP1 Merrill the front port dome 115 is used with the DP1M extension (converts 36mm to 19mm).
- ※5. One of the convenient points about the DP1 Merrill when using the DP1M port is that you can use an attachment lens. However, the area surrounding the photo image can become quite distorted, but we did not take it upon ourselves to change it. (converts 36mm to 28.5mm)
- ※6. A pipe wrench may be needed for change of a port.
- ※7. When using an MLS, after testing for proper functioning, attach any of the following external strobes: the D-2000, the Z-240, or the S-2000. (Other strobes manufactured by INON, Inc. have not been tested with this system. External strobes by other manufactures will not function with this system.)
- ※8. "Grip base" consists of a grip and a base. You choose a base. Option of a grip is possible. (Only right side, Only left side, Or both)

		UCL165*1	UCL165*2	UCL100*1	UCL100*2	SubSee+5	SubSee+10	UWLH100
DP1M Port	M67	○	×6	○	×10	×6	×10	○
	28LD	○	×6	○	×10	×12 LDA	×14 LDA	○
DP2M Port	M67	○	○	○	○	○	○	○
	28LD	○	○	○	○	○ LDA	×3 LDA	○
DP3M Port	M67	○	○	○	○	○	○	○
	28LD	○	○	○	○	○ LDA	○ LDA	○

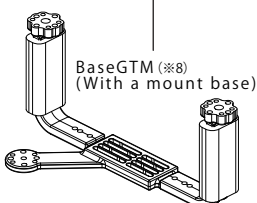
○ vignettes Nothing
 ×6 vignettes exists.
 (A number is the size of vignettes)
 LDA Carried out to M67 by equipping with LD adapter.

GripM (※8)

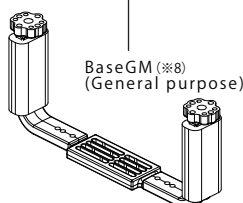


Quick shoe M

GripM (※8)



GripM (※8)



Monitor Hood



M10 ball joint

